



# One cloud-based platform for your benchmarks



The image displays three overlapping screenshots of the tpbenchmark web application interface. The central screenshot shows a 'Suggestions prompt' dialog box with the following content:

**Suggestions prompt**

**Tested Party trade description**  
Tested party is engaged in the wholesale of clothing.

**Selected data for suggestions:**  
Trade description  Website summary

**Prompt input**  
Analyze business' operations, functions, assets, and risks to determine their comparability to the Tested Party. The Tested Party is engaged in the wholesale of clothing. Reject if company is engaged in different activities or services. Reject if one of the factors is applicable:

1. Incompatible Business Function: The company being evaluated primarily operates in, for example, retail sales or manufacturing, rather than wholesale distribution of clothing, which is not comparable to the Tested Party's function.
2. Different Product/Service Offerings: The company specializes in selling a significantly different range of products, such as accessories, footwear, or home goods, rather than focusing on wholesale clothing distribution.
3. Involvement in Vertical Integration: The company is part of a vertically integrated group, which includes manufacturing, retail, and wholesale operations, making it difficult to isolate and compare the wholesale function to the Tested Party.

**Select a company to test the prompt:**  
VOGLAUER GSCHWANDTNER & ZWILLING GMBH

**Prompt test output**

Buttons: Cancel, Generate prompt, Test prompt, **Generate suggestions**

Overlaid on the dialog is a 'Review Assistant' callout box with an AI icon.

The background screenshots show the application's navigation menu, data import filters, and benchmark results tables. One results table shows the following data:

	2018
Results	WCA
14	14
14.76 %	14.04 %
11.49 %	9.66 %
4.03 %	2.66 %
1.92 %	(0.38) %
(0.37) %	(1.81) %

Another results table shows:

	2018
Results	WCA
3.88 %	2.31 %
4.19 %	3.01 %
0.83 %	0.09 %
1.91 %	1.84 %
6.50 %	6.30 %



## *Meet your cloud-based platform for your TP benchmarks*

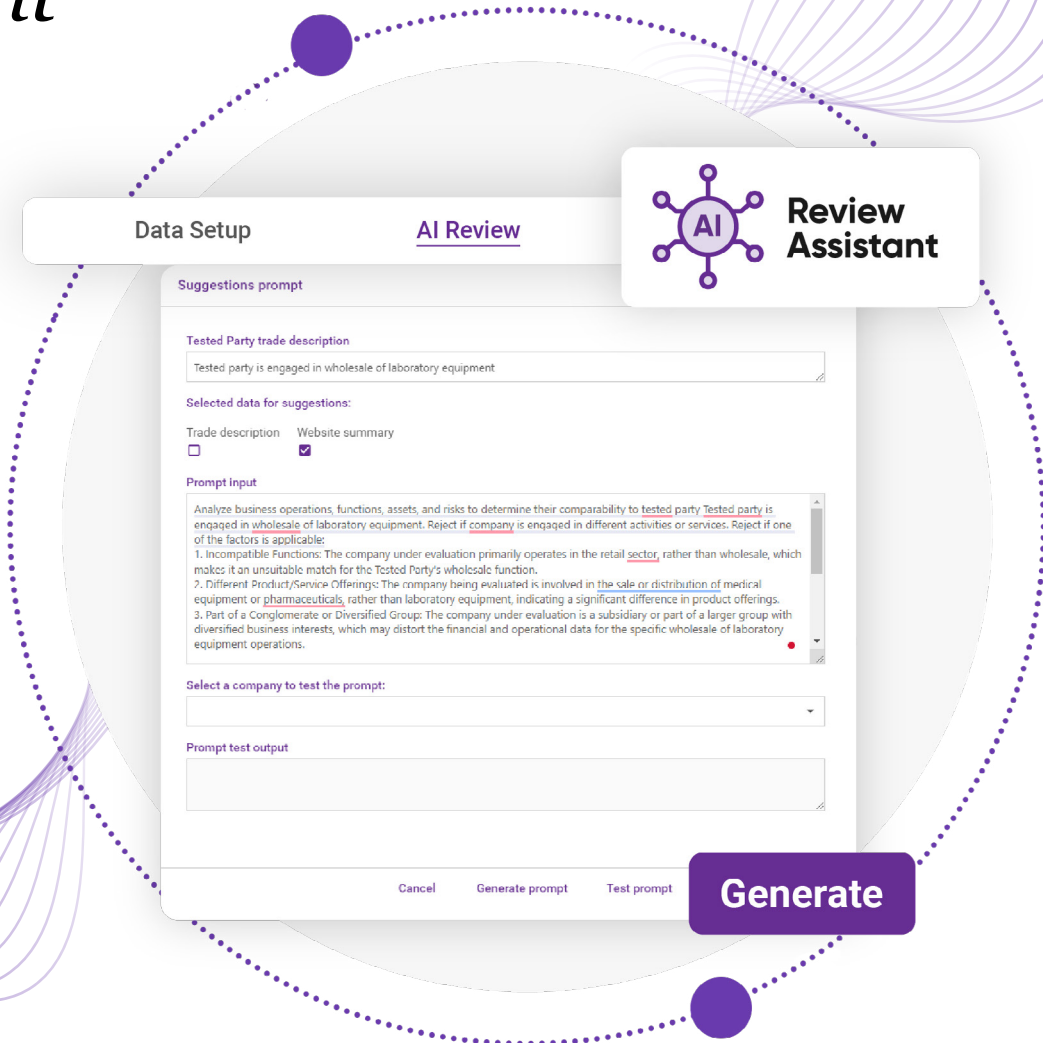
Automate the time-heavy workstreams of your benchmark practices while stepping up your process and content. TPbenchmark improves the turnaround time as well as the result, by ensuring consistency, quality, and audit trails.

# Save up to 80% of preparation time with the AI Review Assistant

The AI Review Assistant can swiftly process large volumes of data, enabling you to analyze more transactions in less time. It provides you with intelligent insights and recommendations, empowering you to make informed decisions and optimize your transfer pricing arrangements.

## Features

- Streamline your compliance and adhere to the latest regulatory requirements. Stay compliant and minimize the risk of challenges from tax authorities.
- By automating the review process, the AI Review Assistant frees up your valuable time and resources. Focus on more strategic aspects of transfer pricing while the assistant handles the data-heavy tasks.





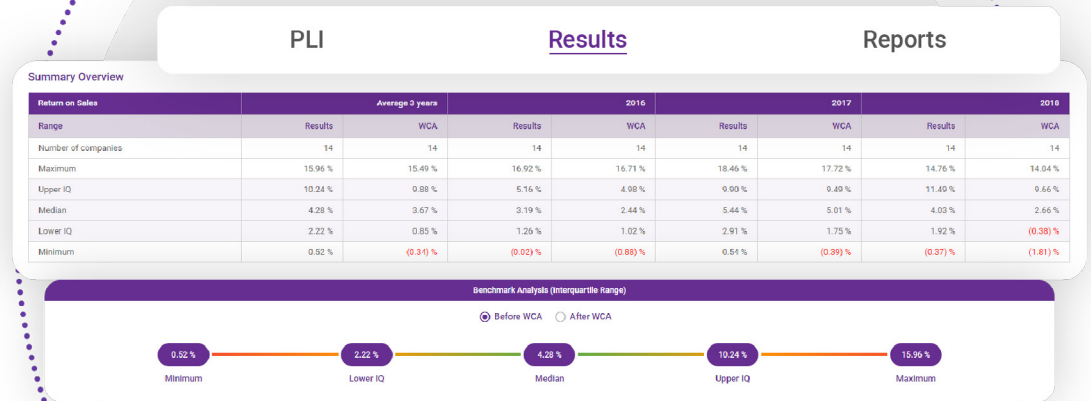
# Scrapes comparable company websites by highlighting the parameter hits

TPbenchmark works by loading the company websites into the server and making them searchable. While crawling, the user can immediately specify the search parameters. TPbenchmark then crawls the websites and trade descriptions to show the parameter hits specified by the user.

## Features

- Unique crawler functionality to scan and filter company websites
- Detailed parameter settings with a Boolean search
- Easy logging of the acceptance or rejection reason

Previous



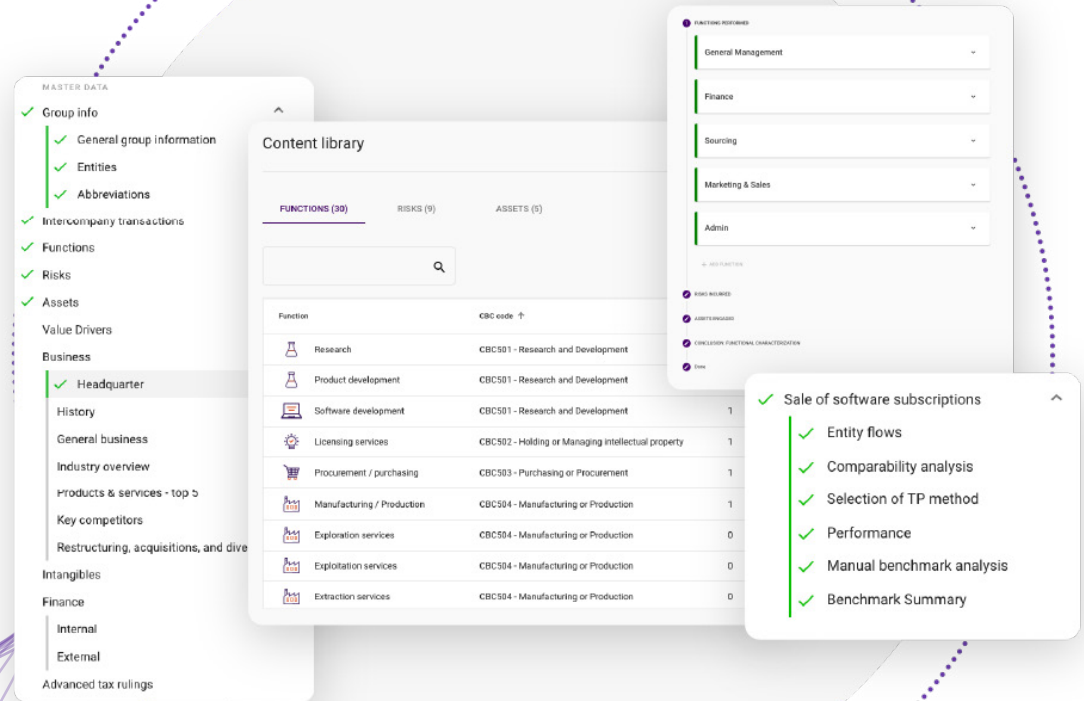
# Formula-driven results analysis and built-in reporting

TPbenchmark calculates the margin a company has achieved based on the TP method, Profit Level Indicators, and working capital adjustments (if any). The summary will show you the interquartile range, as well as the maximum and minimum results for the fiscal years selected. With TPbenchmark, you can build and export the transfer pricing benchmark report in your own desired format.

## Features

- Calculatory functions to calculate all the relevant results for your analysis
- Summary presentation of the results for review purposes
- Full reporting functionality, including a Word plug-in

[Previous](#)



The screenshot displays the TPbenchmark software interface. On the left is a sidebar menu with a 'Group info' section containing items like 'General group information', 'Entities', and 'Abbreviations'. Below this are sections for 'Intercompany transactions', 'Functions', 'Risks', 'Assets', 'Value Drivers', 'Business', 'Headquarter', 'History', 'General business', 'Industry overview', 'Products & services - top 5', 'Key competitors', 'Restructuring, acquisitions, and divestitures', 'Intangibles', 'Finance', 'Internal', 'External', and 'Advanced tax rulings'. The main area shows a 'Content library' with tabs for 'FUNCTIONS (30)', 'RISKS (9)', and 'ASSETS (5)'. A table lists various functions such as 'Research', 'Product development', 'Software development', 'Licensing services', 'Procurement / purchasing', 'Manufacturing / Production', 'Exploration services', and 'Extraction services', each with a corresponding CBC code and a value. On the right, there is a 'FUNCTIONS PROVIDED' panel with dropdown menus for 'General Management', 'Finance', 'Sourcing', 'Marketing & Sales', and 'Admin'. Below this is a 'FUNCTIONS PROVIDED' section with a list of items: 'Sale of software subscriptions', 'Entity flows', 'Comparability analysis', 'Selection of TP method', 'Performance', 'Manual benchmark analysis', and 'Benchmark Summary'.

# Find a plan that's right for you

Everything you need to streamline your tax activities and to have more confidence in your data, while reducing your operational costs and risks. Not sure which plan to go for? Talk to our Tax Technology experts today, [schedule a brief check-in](#).

## Premium

On Request

- Upto 50 benchmarks per year
- Unlimited users
- Standard benchmark template
- In-tool training & onboarding
- Standard support
- Security essentials

[Start Free Trial](#)

Try TPbenchmark, 100% free,  
automatic cancelation

## Enterprise

On Request

- All of Premium
- Over 50 benchmarks per year
- Bespoke templates
- TaxAcademy training
- Premium support

[Start Free Trial](#)

Try TPbenchmark, 100% free,  
automatic cancelation

# *Simplified tax compliance for everyone!*

We are here for the tax professionals who are on a mission to scale-up their practices, who hate doing repetitive workstreams manually, who believe in collaboration, want to step up their quality and leverage their resources, and who dare to stand out as innovators.

Over the past 10 years, we have serviced hundreds of clients, ranging from smaller intermediaries to some of the largest boutique firms, law firms, corporate service providers, accounting firms, and multinationals.

## **TaxSuite, Making Tax Transparent**

We are working towards having a full suite of affordable standardised software solutions for international tax professionals. Solutions that reconstruct the tax concept to make it transparent. How? By showing that tax mechanics are actually

very similar globally and by providing in-house tax support through coaching and by training people to become experts. We continuously focus on increasing business intelligence and transparency by ensuring our technology is beautifully designed, simple to use, and user-friendly.







## *Join our journey to Tax Advisory 2.0!*

If you have any questions or are interested to learn more about TPbenchmark, please contact us through +31(0) 73 800 0030 or via mail: [hello@tax-model.com](mailto:hello@tax-model.com)

[Book a Meeting](#)

---

**TAXMODEL**  
A Tax Systems Company

TaxModel International - A Tax Systems Company | Stationsplein 12 | 5211 AW, 's-Hertogenbosch | The Netherlands | [www.tax-model.com](http://www.tax-model.com)  
[info@tax-model.com](mailto:info@tax-model.com) | TPbenchmark Brochure, April 2024