

A decorative pattern of small purple dots arranged in a grid, located in the upper left corner of the image.

 **tpbenchmark, triple the quality
of your benchmarks and reduce your
time spend by two-thirds**

Meet your cloud-based platform for your TP benchmarks


Automate the time-heavy workstreams of your benchmark practices while stepping up your process and content. TPbenchmark improves the turnaround time as well as the result, by ensuring consistency, quality, and audit trails.

contents

- Introduction to TaxModel
- Features & Highlights
- Comparison
- Pricing



[start now](#)



intro

We make things easier for tax professionals

We translate international tax insights into software that we call solutions. But what makes us special and puts us in a unique position in the tax technology world is our team.

Our IT geniuses work together with our hipster designers, suit and tie tax professionals, and coffee-loving sales and marketing staff in an office on one floor with no walls. We like to call it concentrated creative mayhem. And boy, does it work. This setup allows for an environment that encourages variety and inspires transparency, and this has been key to building our one-of-a-kind TaxSuite.

taxsuite, making tax transparent

We are working towards having a full suite of affordable standardised software solutions for international tax professionals. Solutions that reconstruct the tax concept to make it transparent. How? By showing that tax mechanics are actually very similar globally

and by providing in-house tax support through coaching and by training people to become experts. We continuously focus on increasing business intelligence and transparency by ensuring our technology is beautifully designed, simple to use, and user-friendly.



[about TaxModel](#)

features

One cloud-based platform for your benchmarks

TPbenchmark is a cloud-based software solution that automates the benchmarking process to reduce the turnaround time by two-thirds, as well as improving the quality of the result by ensuring consistency and audit trailing.



The screenshot shows the 'Parameters' step in a three-step process (Data Import, Data Setup, Parameters). Below the progress bar is a table with the following data:

Name	Type	Characterization	Industry data matches	Website content matches	Companies reviewed	
Group Company	Rejection	Group	6	11	11 / 14	Open More
Manufacturing	Rejection	Function	12	28	20 / 35	Open More
Retail sale	Rejection	Function	8	35	26 / 41	Open More
Fashion Accessories	Rejection	Product	40	44	35 / 61	Open More
Wholesale of clothing	Acceptance	Function	34	31	27 / 46	Open More
Accounting	Rejection	Function	0	0	0 / 0	Open More

At the bottom of the table, there is a search bar and a pagination control showing 'Items per page' set to 10.

Replaces redundant and repetitive workstreams

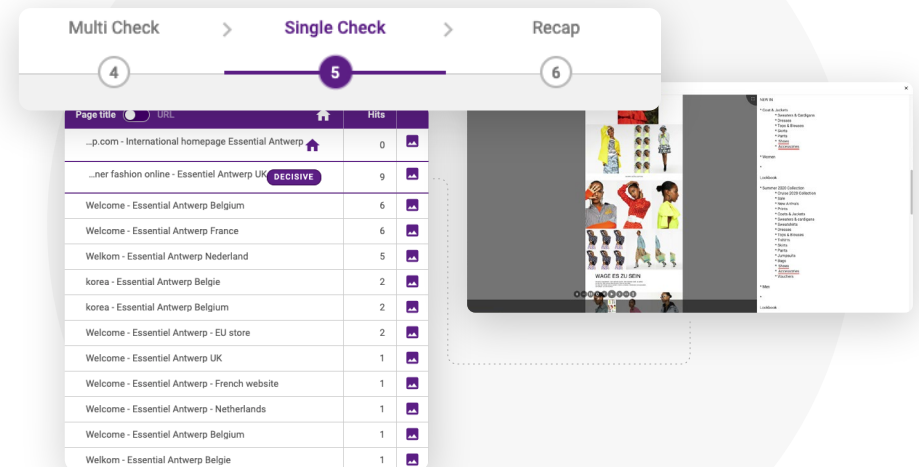
TPbenchmark has a unique set-up for checking company websites on a single screen. The solution automatically generates the audit trail, which includes all information crucial to the user's decision to accept or reject a company.

- Confirmation of all companies exported from the database.
- Live websites are shown, translated, and highlighted on a single screen.
- Automated audit trails to secure proof and save time.

Scrapes comparable company websites by highlighting the parameter hits


TPbenchmark works by loading the company websites into the server and making them searchable. While crawling, the user can immediately specify the search parameters. TPbenchmark then crawls the websites and trade descriptions to show the parameter hits specified by the user.

- Unique crawler functionality to scan and filter company websites.
- Detailed parameter settings with a Boolean search.
- Easy logging of the acceptance or rejection reasons.



The screenshot displays the TPbenchmark interface with three main sections: 'Multi Check', 'Single Check', and 'Recap'. The 'Single Check' section is active, showing a table of search results. The table has columns for 'Page title', 'URL', and 'Hits'. Below the table, a preview of a website page is shown, featuring a grid of clothing items and a 'DECISIVE' button.

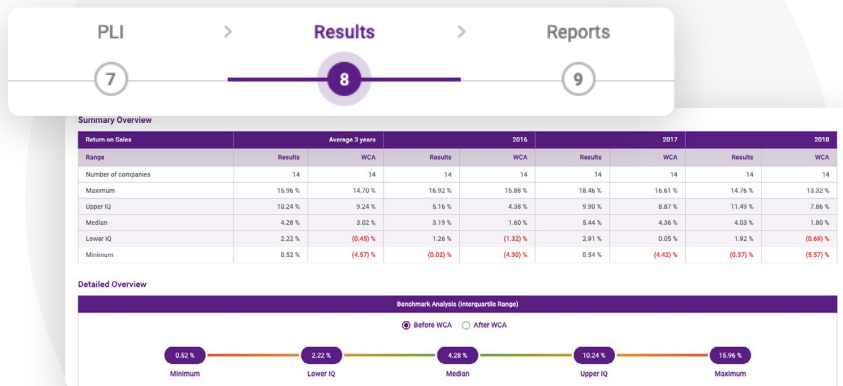
Page title	URL	Hits
...p.com - International homepage Essential Antwerp		0
...ner fashion online - Essentiel Antwerp UK	DECISIVE	9
Welcome - Essentiel Antwerp Belgium		6
Welcome - Essentiel Antwerp France		6
Welkom - Essentiel Antwerp Nederland		5
korea - Essentiel Antwerp Belgie		2
korea - Essentiel Antwerp Belgium		2
Welcome - Essentiel Antwerp - EU store		2
Welcome - Essentiel Antwerp UK		1
Welcome - Essentiel Antwerp - French website		1
Welcome - Essentiel Antwerp - Netherlands		1
Welcome - Essentiel Antwerp Belgium		1
Welkom - Essentiel Antwerp Belgie		1



Formula-driven results analysis and build-in reporting

TPbenchmark calculates the margin a company has achieved based on the TP method, Profit Level Indicators, and working capital adjustments (if any). The summary will show you the interquartile range, as well as the maximum and minimum results for the fiscal years selected. With TPbenchmark, you can build and export the benchmark report in your own desired format.

- Calculatory functions to calculate all the relevant results for your analysis.
- Summary presentation of the results for review purposes.
- Full reporting functionality, including a Word plug-in.



comparison

Less effort, more results

Below is an overview of the effort required to create benchmarks manually (as most service providers do), and an indication of how this workload is reduced by using TPbenchmark. The employees of Deloitte Belgium and Madrid have been trained and have tested our TPbenchmark tool for 18 months. They have confirmed time-savings of 67% compared to the manual process. Read more on our website.

Manual search process

Check company trade description

Effort



Go to company website



Translate website content
(when necessary)



Set-up
database
search



TPbenchmark

Effort



Assists the user by highlighting predetermined accept / reject parameters


ZERO
EFFORT

Company website is automatically imported by TPbenchmark

ZERO
EFFORT

Automatically displays translated company website text

Make screenshots of relevant website content for audit trail



**ZERO
EFFORT**

Automatically adds a screenshot to the audit trail

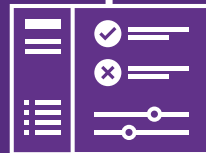
Return to database program



**ZERO
EFFORT**

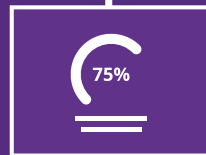
TPbenchmark offers a one-step solution

Specify rejection / acception reason



Easy-to-use control panel

Calculate results



**ZERO
EFFORT**


TPbenchmark handles the calculation of results

Create a report of the benchmark results



**ZERO
EFFORT**

TPbenchmark generates a report which can be exported to PDF



pricing

Find a plan that's right for you

Scale-up your business, increase productivity, and keep your teams connected. Not sure which plan to go for? Talk to our Tax Technology experts today, [schedule a brief check-in](#).

Starter

€ 450 p/benchmark

- ✓ Starting from 20 benchmarks per annum
- ✓ Full pre-paid 1-Year licence
- ✓ TaxSuite Environment
- ✓ MS Azure Cloud
- ✓ Service Desk Support
- ✓ Free online training (1 day)

**Excluding 3rd party comparable*

Business

€ 350 p/benchmark

- ✓ Starting from 50 benchmarks per annum
- ✓ Full pre-paid 1-Year licence
- ✓ TaxSuite Environment
- ✓ MS Azure Cloud
- ✓ Service Desk Support
- ✓ Free online training (1 day)

**Excluding 3rd party comparable*

Enterprise

€ 250 p/benchmark

- ✓ Starting from 100 benchmarks per annum
- ✓ Full pre-paid 1-Year licence
- ✓ TaxSuite Environment
- ✓ MS Azure Cloud
- ✓ Service Desk Support
- ✓ Free online training (2 days)

**Excluding 3rd party comparable*

[View our Pricing](#)





let's get started

Join our journey to Tax Advisory 2.0!

If you have any questions or are interested to learn more about TPbenchmark, please contact us through +31(0) 73 800 0030 or via mail: hello@tax-model.com

[Book a Meeting](#)

TAXMODEL

