



One platform for all your MDR needs



The image displays three overlapping screenshots of the dac6pro web application interface. The central screenshot shows the 'Hallmarks category A' configuration page for 'DAC6A1'. It includes a 'Main benefit test' section with three radio buttons: 'APPLICABLE' (selected), 'NOT APPLICABLE', and 'NOT DETERMINED'. Below this is a text area for 'Explain your choice (will not be reported to the tax authorities)' containing placeholder text. The right sidebar shows a comment thread for 'DAC6A1' with a 'REPLY' button and a 'COMMENT' button. The left sidebar shows a 'Setup' menu with options like 'Hallmarks', 'Refinement', 'Enrich', 'Summary', and 'Finalize'. The background screenshot on the left shows a table of 'Arrangements of Clothing' with columns for 'Arrangement name' and 'Internal ref'. The background screenshot on the right shows a 'ALL CLIENTS' section with a table of client status, including 'Days left' and a red warning icon for '-2 days'.



One platform for all your Mandatory Disclosure Regime needs

DAC6pro is an intuitive reporting software that helps you remain DAC6/MDR compliant on a country-by-country basis. Fortify your compliance strategy by embedding DAC6pro in your workstreams to avoid unnecessary and material penalties.

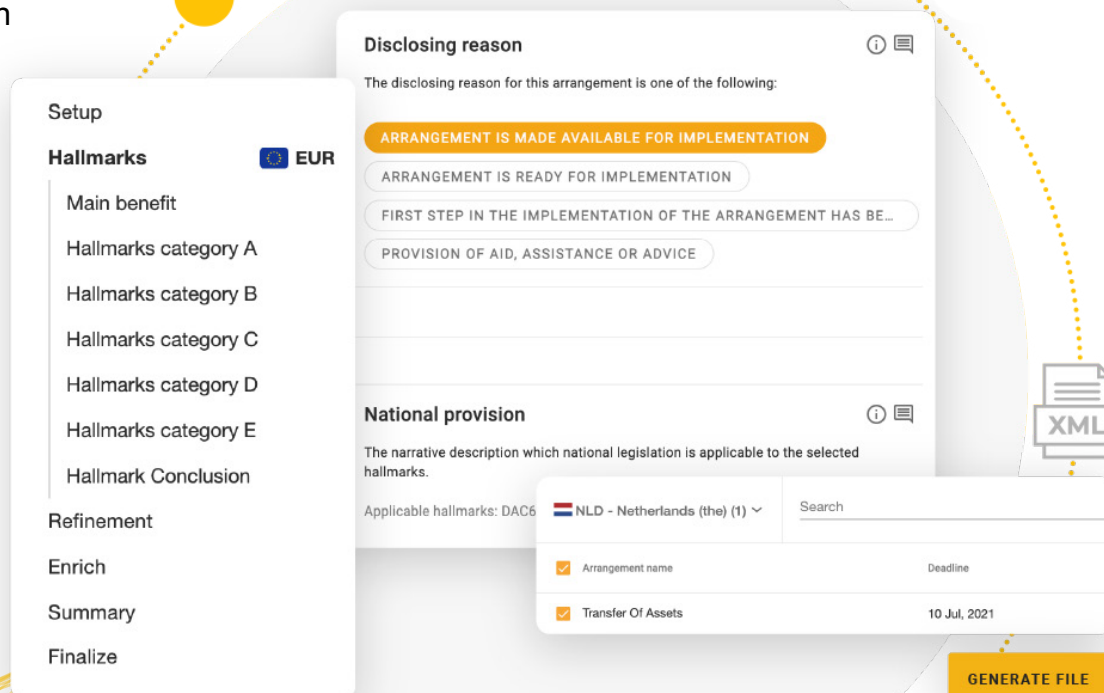
With DAC6pro you can set up arrangements; verify Hallmarks; manage user rights to support different roles and responsibilities; collect data regarding arrangements including local regulations, taxpayers or intermediaries involved, and arrangement value.

DAC6pro represents your end-to-end DAC6 compliance process

DAC6pro has been built to ensure protection from penalties with regard to your DAC6 compliance process, by becoming 100% compliant and audit-proof in all 27 EU member states. The solution offers a secure end-to-end workflow starting from data collection and assessment, up to and including data reporting.

Features

- **Data collection** – for all data requested by the revenue authorities
- **Data assessment** – for assessing reportable or non-reportable data
- **Data reporting** – for XML conversions and filing



The screenshot displays the DAC6pro interface. On the left, a vertical menu lists the workflow stages: Setup, Hallmarks (with a EUR flag), Refinement, Enrich, Summary, and Finalize. The 'Hallmarks' section is expanded, showing a list of categories: Main benefit, Hallmarks category A through E, and Hallmark Conclusion. The main area shows the 'Disclosing reason' form, which includes a dropdown for 'ARRANGEMENT IS MADE AVAILABLE FOR IMPLEMENTATION' (highlighted in orange), followed by 'ARRANGEMENT IS READY FOR IMPLEMENTATION', 'FIRST STEP IN THE IMPLEMENTATION OF THE ARRANGEMENT HAS BE...', and 'PROVISION OF AID, ASSISTANCE OR ADVICE'. Below this is the 'National provision' section, which includes a search bar and a table of applicable hallmarks. The table shows 'NLD - Netherlands (the) (1)' with a search bar, and two rows of hallmarks: 'Arrangement name' with a deadline of '10 Jul, 2021' and 'Transfer Of Assets' with a deadline of '10 Jul, 2021'. A 'GENERATE FILE' button is visible at the bottom right, and an XML icon is shown on the right side of the interface.

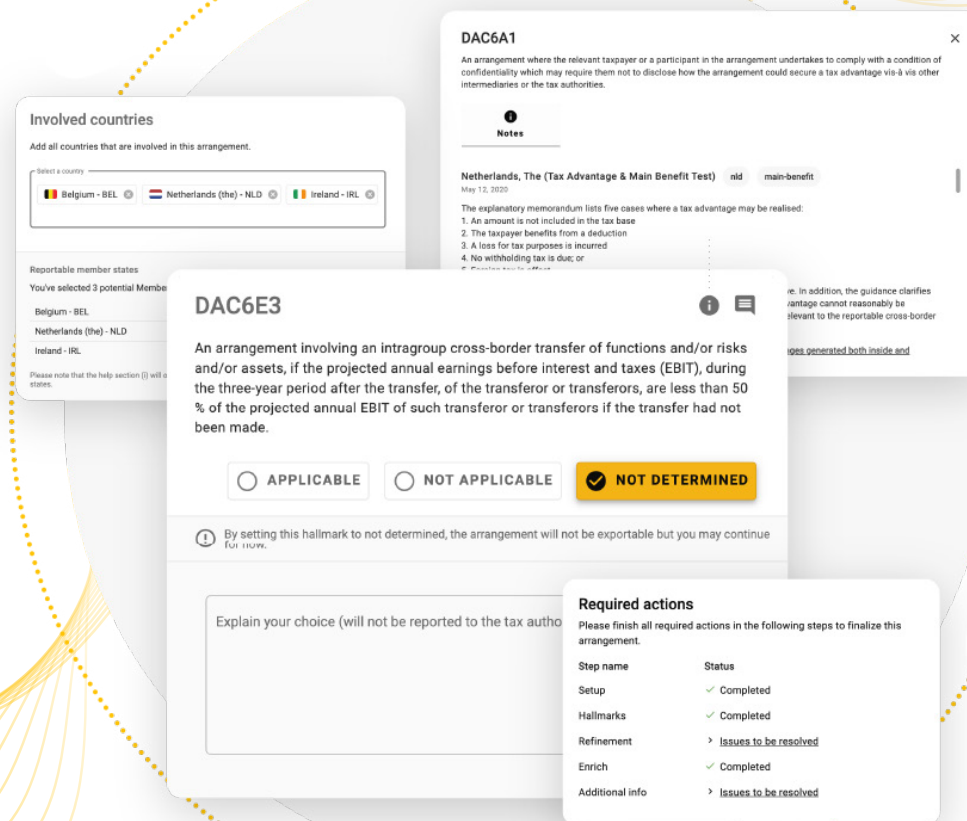
Embedded Smart Checks, Hallmark Assessments, and Knowledgebase

DAC6pro offers smart funneling, validation, filtering, and suggestions to provide the most efficient and intelligent data collection and assessment process.

Features

- Funneling, validation, filtering, and suggestions based on specific countries, tax types, Hallmark hits, intermediaries, etc.
- Hallmark assessments – determine the hallmarks applicable to your arrangements
- Knowledge base provides the publicly-available EU or national information on DAC6

[Previous](#)



The screenshot displays several overlapping panels from the DAC6pro application:

- Involved countries:** A panel for adding countries to an arrangement. It shows a search bar and three selected countries: Belgium - BEL, Netherlands (the) - NLD, and Ireland - IRL.
- Reportable member states:** A panel showing selected member states: Belgium - BEL, Netherlands (the) - NLD, and Ireland - IRL.
- DAC6A1:** A panel titled "DAC6A1" with a "Notes" section. It contains text about confidentiality and a list of five cases where a tax advantage may be realized:
 1. An amount is not included in the tax base
 2. The taxpayer benefits from a deduction
 3. A loss for tax purposes is incurred
 4. No withholding tax is due; or
 5. ...
- DAC6E3:** A central panel titled "DAC6E3" with a description: "An arrangement involving an intragroup cross-border transfer of functions and/or risks and/or assets, if the projected annual earnings before interest and taxes (EBIT), during the three-year period after the transfer, of the transferor or transferors, are less than 50 % of the projected annual EBIT of such transferor or transferors if the transfer had not been made." Below the description are three radio buttons: "APPLICABLE", "NOT APPLICABLE", and "NOT DETERMINED" (which is selected). A note below states: "By setting this hallmark to not determined, the arrangement will not be exportable but you may continue for now." At the bottom, there is a text input field for "Explain your choice (will not be reported to the tax authority)".
- Required actions:** A panel titled "Required actions" with a list of steps and their status:

Step name	Status
Setup	✓ Completed
Hallmarks	✓ Completed
Refinement	> Issues to be resolved
Enrich	✓ Completed
Additional info	> Issues to be resolved

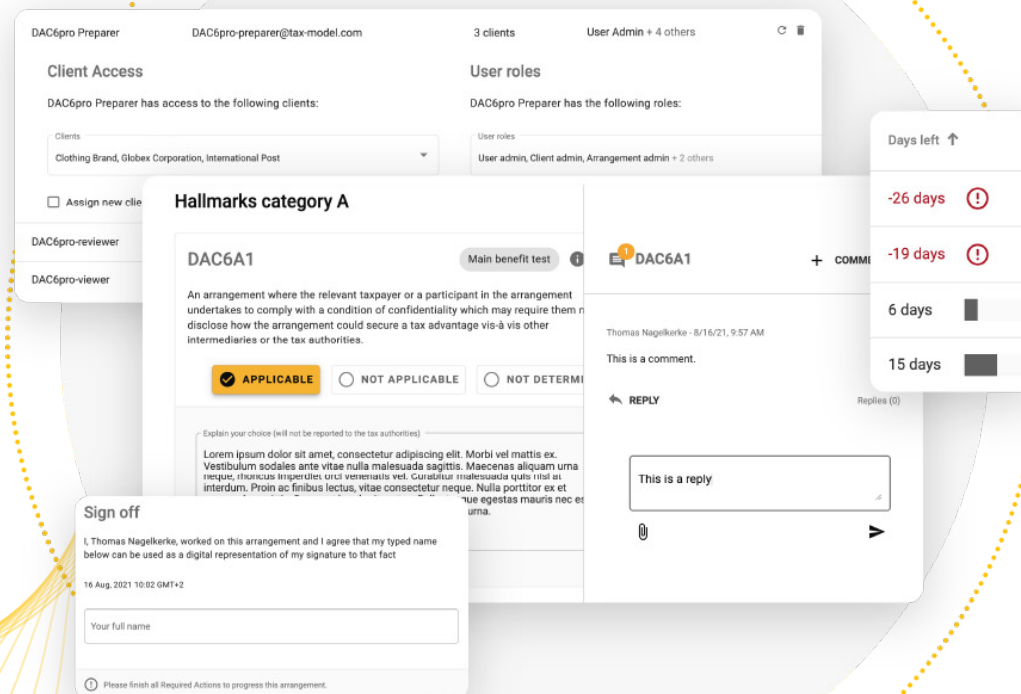
Work & collaborate with anyone from anywhere, in one secure environment

With DAC6pro, various workflow features will assist you in the division of roles and responsibilities, clients, tasks, and deadline management, completed with a secure means of communication and an audit trail included within the tool.

Features

- Deadline management – real-time dashboard for statuses and deadlines
- Built-in means of communication for comments and replies, plus document uploads
- User roles and client management roles are assigned to clients and arrangements
- Notifications e.g., for task follow-ups or rights of privilege

[Previous](#)



The screenshot displays the DAC6pro web application interface. At the top, it shows the user 'User Admin + 4 others' and '3 clients'. The main content area is divided into two columns: 'Client Access' and 'User roles'. Below these, there are sections for 'Assign new client', 'Hallmarks category A', and a task card for 'DAC6A1'. The task card includes a 'Main benefit test' section with a 'COMMENTS' button and a 'REPLY' button. A 'Sign off' modal is open, showing a text area for the user's full name and a 'Please finish all Required Actions to progress this arrangement.' message. On the right side, there is a 'Days left' dropdown menu with options for -26 days, -19 days, 6 days, and 15 days.

Find a plan that's right for you

Everything you need to streamline your tax activities and to have more confidence in your data, while reducing your operational costs and risks. Not sure which plan to go for? Talk to our Tax Technology experts today, [schedule a brief check-in](#).

Basic ★

On Request

- ✓ Unlimited arrangements
- ✓ Security essentials
- ✓ Standard support
- ✓ Repository for arrangements
- ✓ Export in XML
- ✓ Knowledge base

Start Free Trial

Try DAC6pro, 100% free,
automatic cancellation

Premium ★★

On Request

- ✓ All of Basic
- ✓ DAC6 enforcer
- ✓ Dashboarding
- ✓ Deadlines insight
- ✓ Export to PDF

Start Free Trial

Try DAC6pro, 100% free,
automatic cancellation

Enterprise ★★★

On Request

- ✓ All of Premium
- ✓ User/Client onboarding
- ✓ Premium support
- ✓ API
- ✓ Enterprise control
- ✓ Data set for BI purposes

Start Free Trial

Try DAC6pro, 100% free,
automatic cancellation

Simplified tax compliance for everyone!

We are here for the tax professionals who are on a mission to scale-up their practices, who hate doing repetitive workstreams manually, who believe in collaboration, want to step up their quality and leverage their resources, and who dare to stand out as innovators.

Over the past 10 years, we have serviced hundreds of clients, ranging from smaller intermediaries to some of the largest boutique firms, law firms, corporate service providers, accounting firms, and multinationals.

TaxSuite, Making Tax Transparent

We are working towards having a full suite of affordable standardised software solutions for international tax professionals. Solutions that reconstruct the tax concept to make it transparent. How? By showing that tax mechanics are actually

very similar globally and by providing in-house tax support through coaching and by training people to become experts. We continuously focus on increasing business intelligence and transparency by ensuring our technology is beautifully designed, simple to use, and user-friendly.



About TaxModel



Get ready to achieve DAC6 compliance

If you have any questions or are interested to learn more about DAC6pro, please contact us through +31(0) 73 800 0030 or via mail: hello@tax-model.com

[Book a Meeting](#)

TAXMODEL
A Tax Systems Company

TaxModel International - A Tax Systems Company | Stationsplein 12 | 5211 AW, 's-Hertogenbosch | The Netherlands | www.tax-model.com
info@tax-model.com | DAC6pro Brochure, April 2024